

Key information

Bought and sold from Kernel directly or via all major wrap platforms

Structure: Portfolio Investment Entity (PIE)

Fund Inception: 7 March 2024

Morningstar AU Fund code: 25869

Morningstar Code: F00001K965

Citi Code: AL79T

Disclose Register #: FND46942

Total fund value: \$54,136,164

Distribution frequency: Quarterly

Indicative net yield¹: 4.12%

Duration²: 5.58

Management fee: 0.40% p.a.

Offer documents³

PDS: August 2025

SIPO: September 2025

ESG Policy: April 2024

Fund Update: December 2025

Benchmark fundamentals

Benchmark: Bloomberg NZ Bond Composite 0+ Yr Index

Benchmark yield: 3.88%

Benchmark duration: 4.76

Risk

Fund update risk Indicator: 3

12 month volatility⁴: 2.85%

Target investment mix

Asset	Target	Actual
Cash and cash equivalents ⁵		7.74%
New Zealand fixed interest ⁶	100%	92.26%

Fund overview

The Kernel NZ Bond Fund is designed to invest predominantly in New Zealand interest-bearing assets. It may be suitable for investors who wish to gain exposure to the NZ Bond market. The fund aims to equal or exceed the return (before fees and taxes) of the Bloomberg NZ Bond Composite 0+ Yr Index by investing mostly in New Zealand fixed interest-bearing assets. These kinds of investments will typically be somewhat stable in value but may have periods of negative performance.

Distributions

The fund intends to pay quarterly distributions at a rate set by the portfolio manager. The rate is initially set at 6.00% p.a. paid on or near 16 January, 16 April, 16 July, and 16 October.

Strategy

The Kernel NZ Bond Fund can be used in a variety of investment strategies:

- As a core component of a portfolio to reduce its risk and volatility
- Income generation from a diversified portfolio of fixed interest instruments
- To gain exposure to New Zealand medium-term interest-bearing assets

Market overview

The RBNZ appears to have indicated its rate cutting cycle is over, and the market is pricing in some hikes. It seems likely that the RBNZ will indeed need to hike perhaps within the next year, barring any negative international events. Accordingly, as the market has priced in hikes, we might see the risks to the NZ bond market as being relatively balanced. Going forward the higher yields should be beneficial for investors.

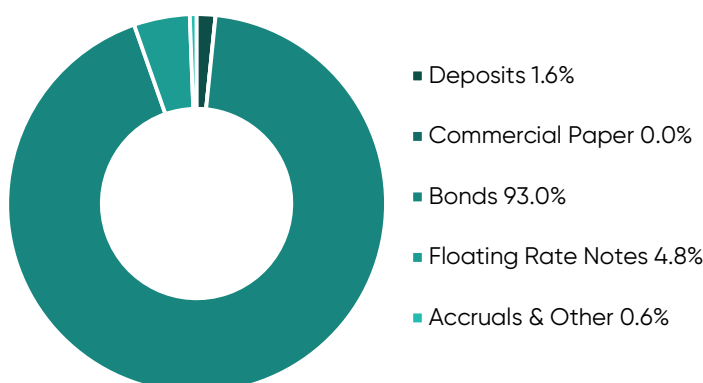
Performance

	1 month	3 months	1 year	5 years p.a.
Performance (after fees before tax)	-0.26%	-1.25%	6.38%	N/A
Benchmark ⁷	-0.30%	-1.26%	4.77%	0.39%

Note that benchmark returns do not reflect deductions for charges and taxes.

Portfolio composition

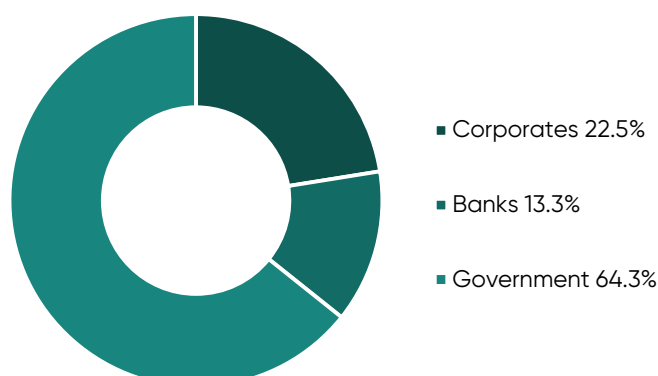
This shows the allocation of the portfolio by type of instrument:



*Note: Deposits are net of expected settlements.

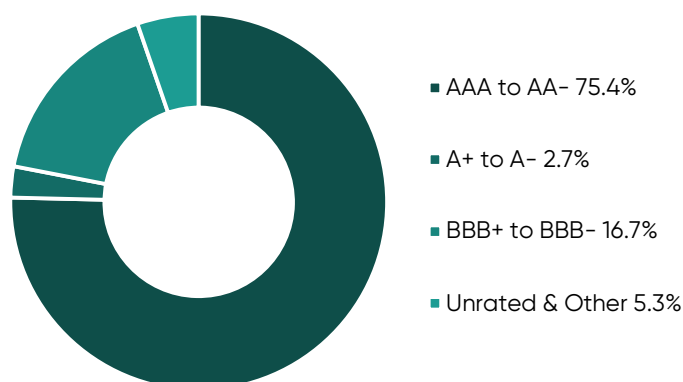
Issuer composition

This shows the allocation of the portfolio by type of issuer:



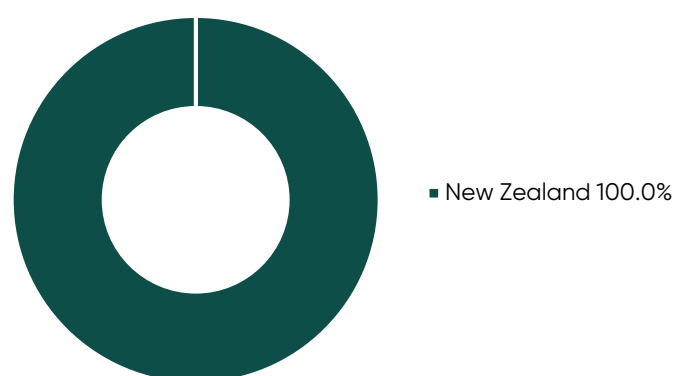
Credit rating

This shows the allocation of the fund by issuer credit rating (S&P or equivalent):



Where does the fund invest?

This shows the currency of the portfolio holdings:



Largest holdings

NZGS Bond	17.67%
NZGS Bond	8.24%
NZGS Bond	7.06%
NZ LGFA Bond	5.60%
NZGS Bond	4.07%

About the Portfolio Manager

Matthew Winton joined Kernel in June 2022 and actively manages Kernel's fixed income funds. He has over 15 years experience as a Fixed Income specialist. Matthew started his career as a derivatives trader at Citibank Auckland and Sydney, followed by Tokyo and London. Prior to joining Kernel, he was the Head of USD derivatives and US Treasury Trading for BNP Paribas London where he successfully led a team of swaps and bond traders. Matthew's expertise and research contributes to broader investment decision making across the Kernel Funds.

Further information

The information is not investment advice. Kernel has taken reasonable steps to ensure that the information in this document is accurate and up-to-date. Kernel does not accept any responsibility for any error or omission or for any loss resulting from the use of this information, except to the extent required by law.

1. Annualised indicative weighted average yield (net of fees, but before PIE tax) of the portfolio.
2. Duration is the weighted average time to maturity of the portfolio.
3. The offer documents are available at www.kernelwealth.co.nz
4. 12 month volatility is the standard deviation of daily returns, annualised by multiplying by square root of number of periods.
5. Cash equivalents includes securities with maturities less than 365 days and floating rate notes with interest rate resets at least annually.
6. New Zealand Fixed Interest is defined as NZ dollar denominated debt instruments paying a fixed interest rate and with a maturity of at least 365 days and includes hybrid securities such as preference shares and convertible bonds.
7. Calculations for benchmark returns are based off the last business day of each month rather than the last day of the month as indices are not published for non-business days. This will create an immaterial variation to relative performance as unit prices include the accrual of interest over non-business days at the end of the month.